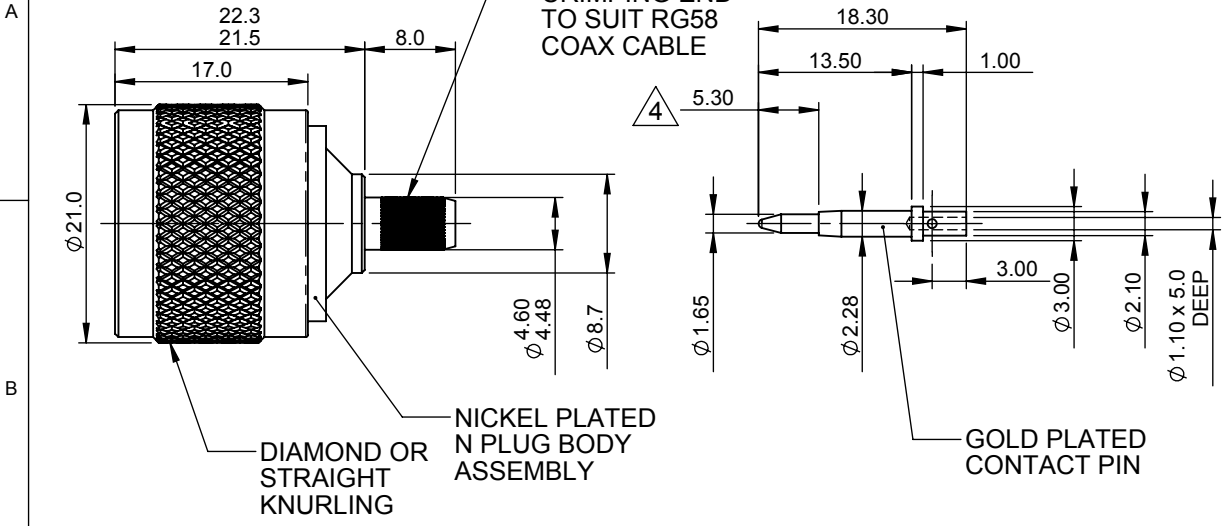
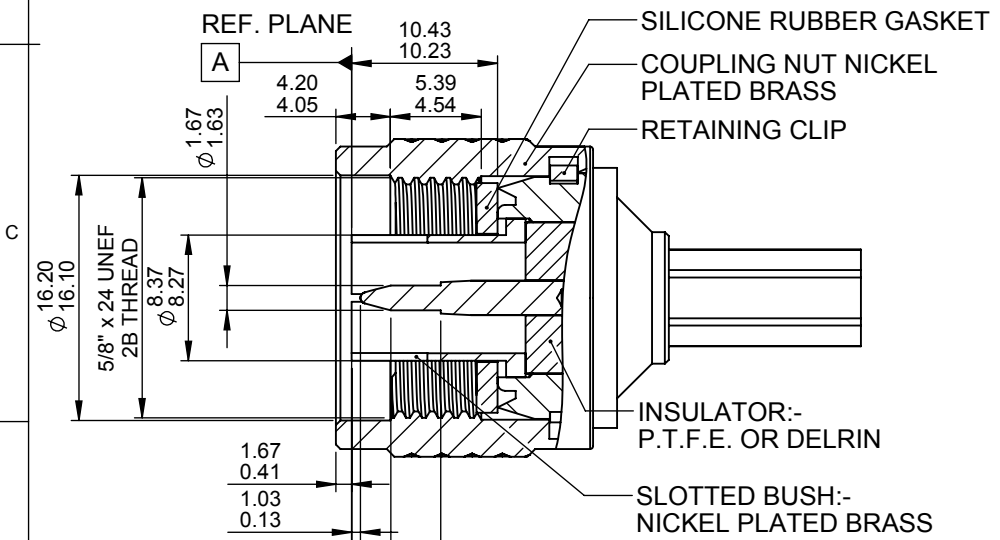
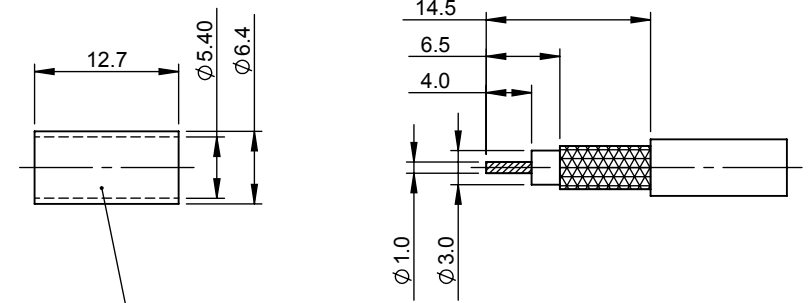


TOLERANCES UNLESS OTHERWISE STATED

0 DEC. PLACE	±0.5	2 DEC. PLACES	±0.1
1 DEC. PLACE	±0.2	ANGULAR	±1°



DIMENSIONS OF STRIPPED RG58 COAX CABLE PREPARED FOR ASSEMBLY.

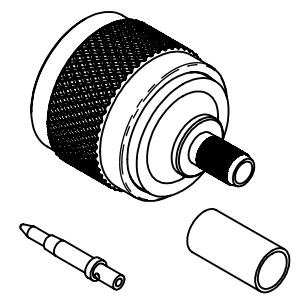


CONNECTOR ASSEMBLY MUST CONFORM TO THESE STANDARD INTERFACE DIMENSIONS.

NOTES:

1. ALL DIMENSIONS APPLY AFTER PLATING.
2. THREAD TO BE FREE FROM RESTRICTIONS ALONG ENTIRE LENGTH AFTER PLATING.
3. SAMPLES MUST BE APPROVED BY PANORAMA ANTENNAS Q.C. BEFORE COMMENCING PRODUCTION.
4. ALL MATERIALS USED MUST BE RoHS COMPLIANT.

ISO VIEW SCALE 1:1



01019	4	REDRAWN IN 2D AND 3D. NOTES ADDED. DIMENSIONS UPDATED.	07/08/2012	PE
PCN	REV.	DESCRIPTION OF CHANGE	DATE	DRAWN
REVISIONS				

PRODUCT/ASSEMBLY CONNECTORS		DESCRIPTION N CRIMP PLUG FOR RG58 OR URM 76 COAX CABLES		
MATERIAL N/A		APPROVED KD	DO.CHECK KD	SCALE 1.5:1
FINISH N/A		DIMENSIONS IN mm		
WEIGHT 31g		SHEET 1 OF 1		